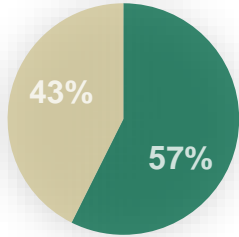


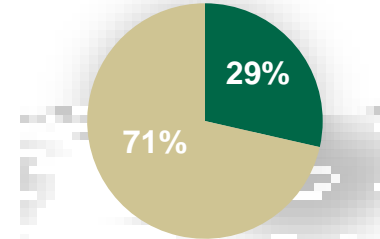
CAS FY 2022 Research Data

183 Awards



■ Non-federal ■ Federal

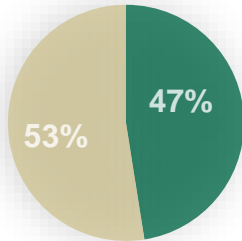
\$17.7 Million Award Dollars Received



■ Non-federal ■ Federal

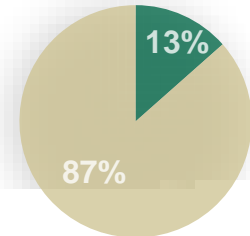
29.5%
Effective F&A Rate

301 Proposals Submitted



■ Non-federal ■ Federal


129 Million Dollars Requested



■ Non-federal ■ Federal

CAS Research Award Data 2017-2022

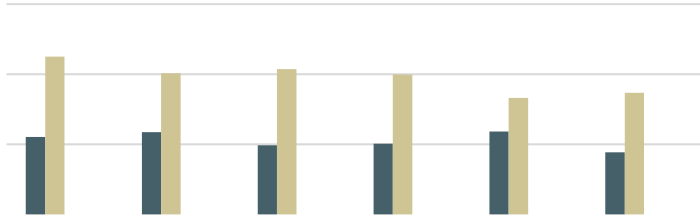
CAS Dollars Awarded per Year
(Millions)



CAS Research College Comparison



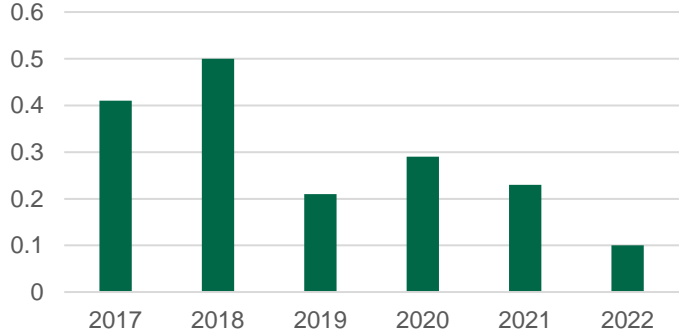
USF College Comparison



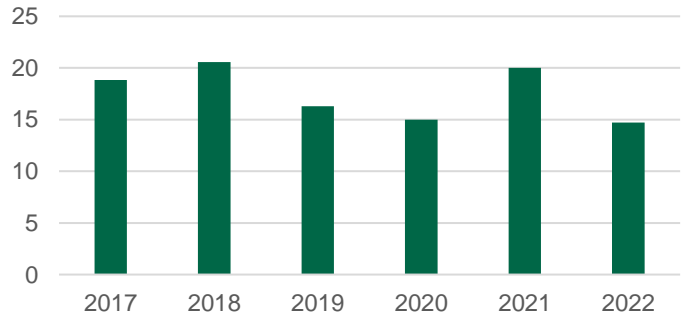
CAS Research by School

CAS Research Award Data by School 2017-2022

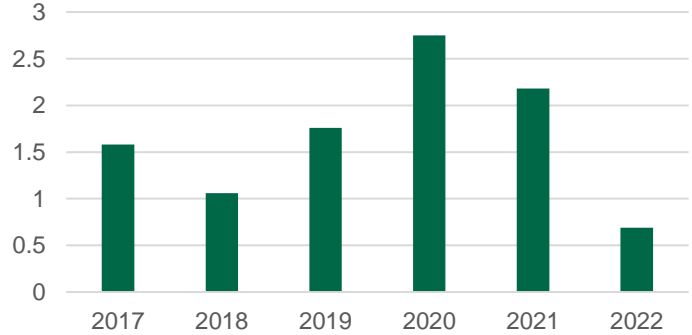
School of Humanities (Millions)



School of Natural Sciences and Mathematics (Millions)




School of Social Sciences (Millions)



School Award Data is provided by USF RI reporting Awards tool. Centers and Institutes are not included





CAS Research Metrics by School and Department

CAS Research by School and Department

CAS Research by School and Department

